



RUBBER
manufacturers
association

1400 K Street, NW • Washington, DC 20005 • tel (202) 682-4800 • fax (202) 682-4854 • www.rma.org

U.S. Scrap Tire Management Summary 2005 - 2009

October 2011

2009 U.S. Scrap Tire Market Summary

| Market or Disposition | 2005 | 2007 | 2009 |
|--|---------|---------|---------|
| Tire-Derived Fuel | 2144.64 | 2484.36 | 2084.75 |
| Ground Rubber | 552.51 | 789.09 | 1354.17 |
| Land Disposed | 590.81 | 593.98 | 653.38 |
| Used Tires | n/a | n/a | 371.25 |
| Civil Engineering | 639.99 | 561.56 | 284.92 |
| Reclamation Projects | UNK | 132.58 | 130.00 |
| Exported ¹ | 111.99 | 102.08 | 102.10 |
| Baled Tires/market | UNK | UNK | 27.76 |
| Electric Arc Furnace | 18.88 | 27.14 | 27.10 |
| Baled/no market | 42.22 | 9.31 | 15.57 |
| Agricultural | 47.59 | 7.13 | 7.10 |
| Punched/ Stamped | 100.51 | 1.85 | 1.90 |
| Total to Market | 3616.11 | 4105.79 | 4391.05 |
| Generated ² | 4410.73 | 4595.72 | 5170.50 |
| % to Market/Utilized | 82.0% | 89.3% | 84.9% |
| % Managed (including baled and landfilled tires) | 96.3% | 102.5% | 97.9% |

¹RMA began tracking tires culled from scrap tire collection entering domestic used passenger and light truck used tire markets in 2009.

²RMA changed the basis for reporting scrap tire generated annually from state-provided data in 2005-2007 to a calculation of replacement market tires sold and vehicles scrapped in 2009.

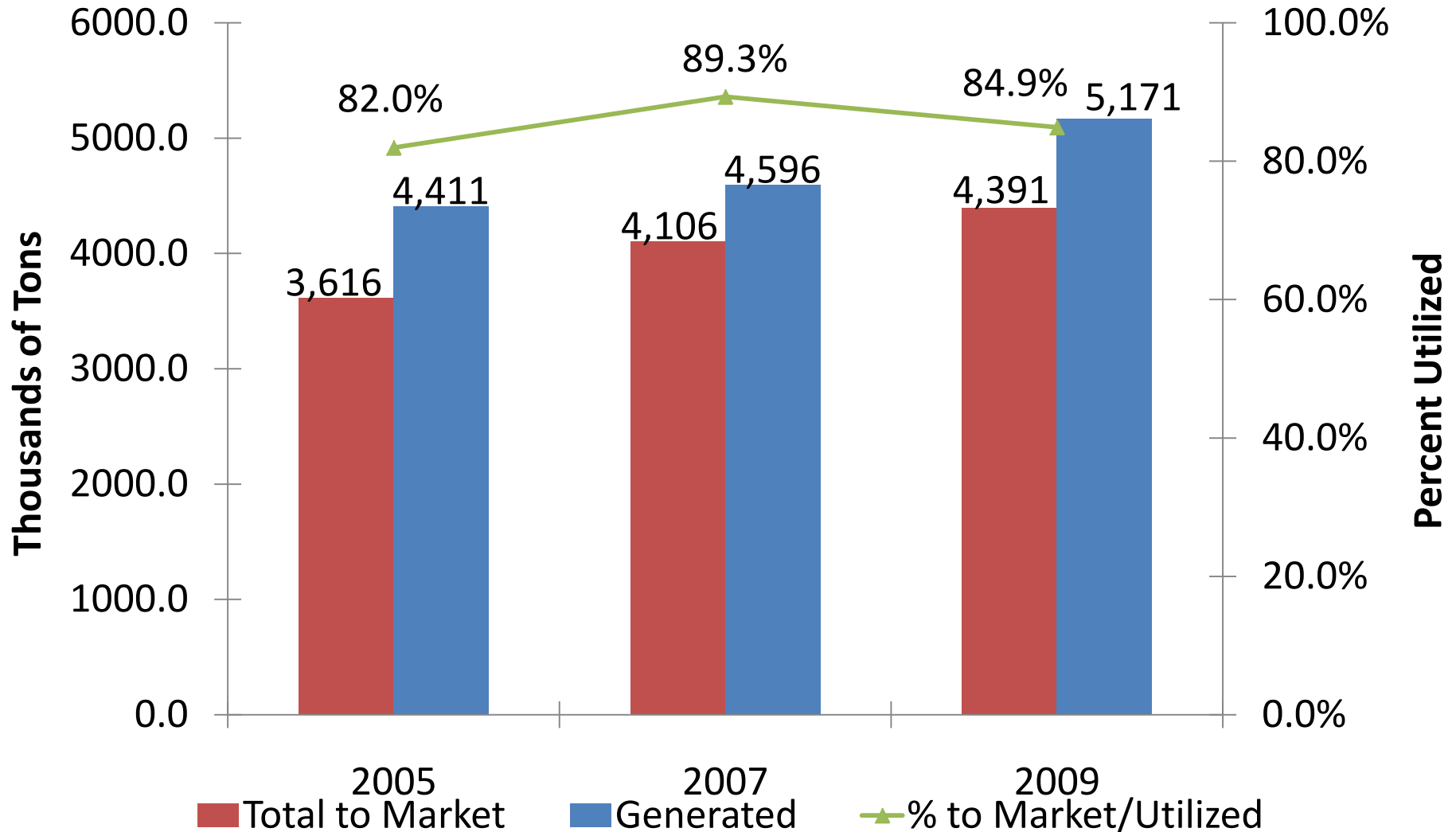
2009 U.S. Scrap Tire Generation

| Tire Class | Millions of Tires | Market % | Average Weight (lbs) |
|---|-------------------|---------------|----------------------|
| Light Duty Tires | 259.1 | 88.81% | 22.5 |
| <i>Passenger tire replacements¹</i> | 189.50 | 64.94% | |
| <i>Light truck tire replacements¹</i> | 27.80 | 9.53% | |
| <i>Tires from scrapped vehicles²</i> | 41.8 | 14.34% | |
| Commercial Tires | 32.7 | 11.19% | 120 |
| <i>Medium, wide base, heavy truck replacement tires¹</i> | 13.0 | 4.45% | |
| <i>Tires from scrapped trucks and buses²</i> | 19.7 | 6.74% | |
| Total scrapped tires | 291.8 | 100.0% | 33.4 |

¹ Factbook 2010: U.S. Tire Shipment/Activity Report for Statistical Year 2009, Rubber Manufacturers Association.

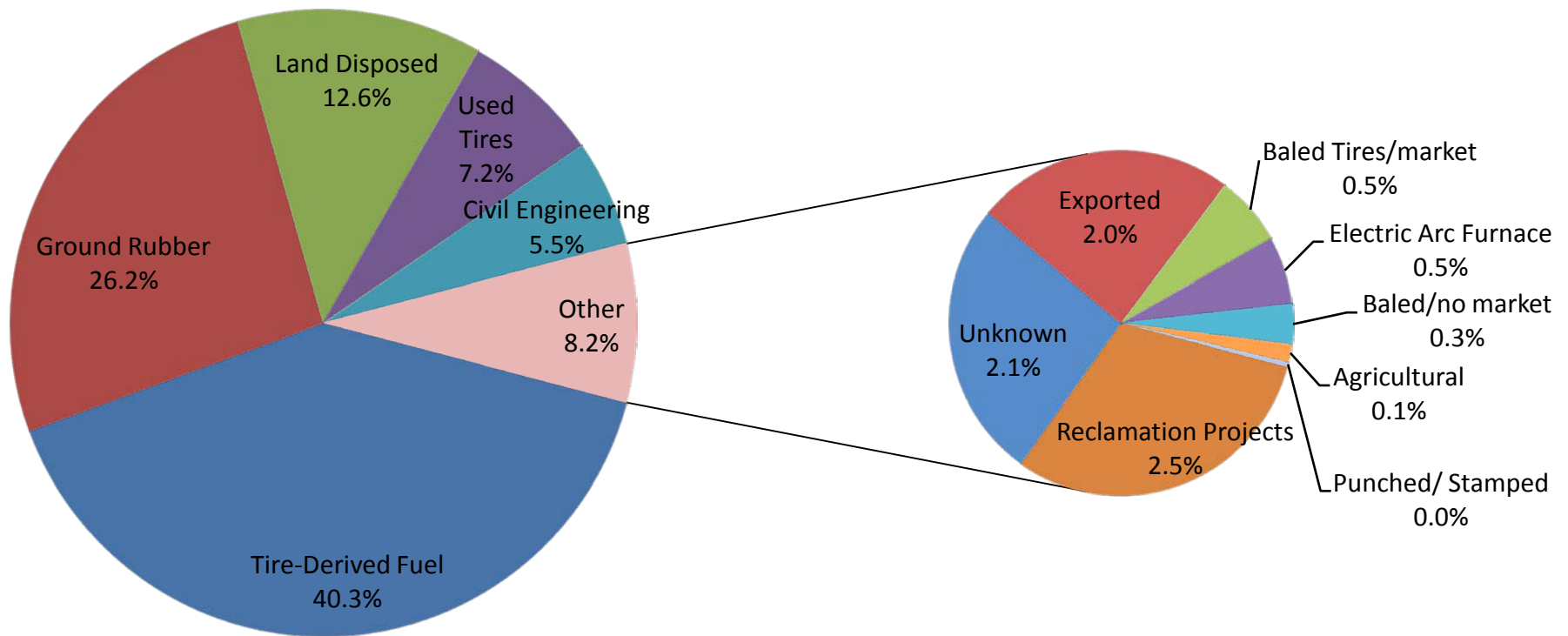
² Ward's Motor Vehicle Facts and Figures, 2010. Includes the number of vehicles removed from service in the car/light truck, truck and bus categories in 2009. Assumes four tires scrapped from light duty vehicles and five tires scrapped from trucks and buses.

U.S. Scrap Tire Management Trends 2005 - 2009



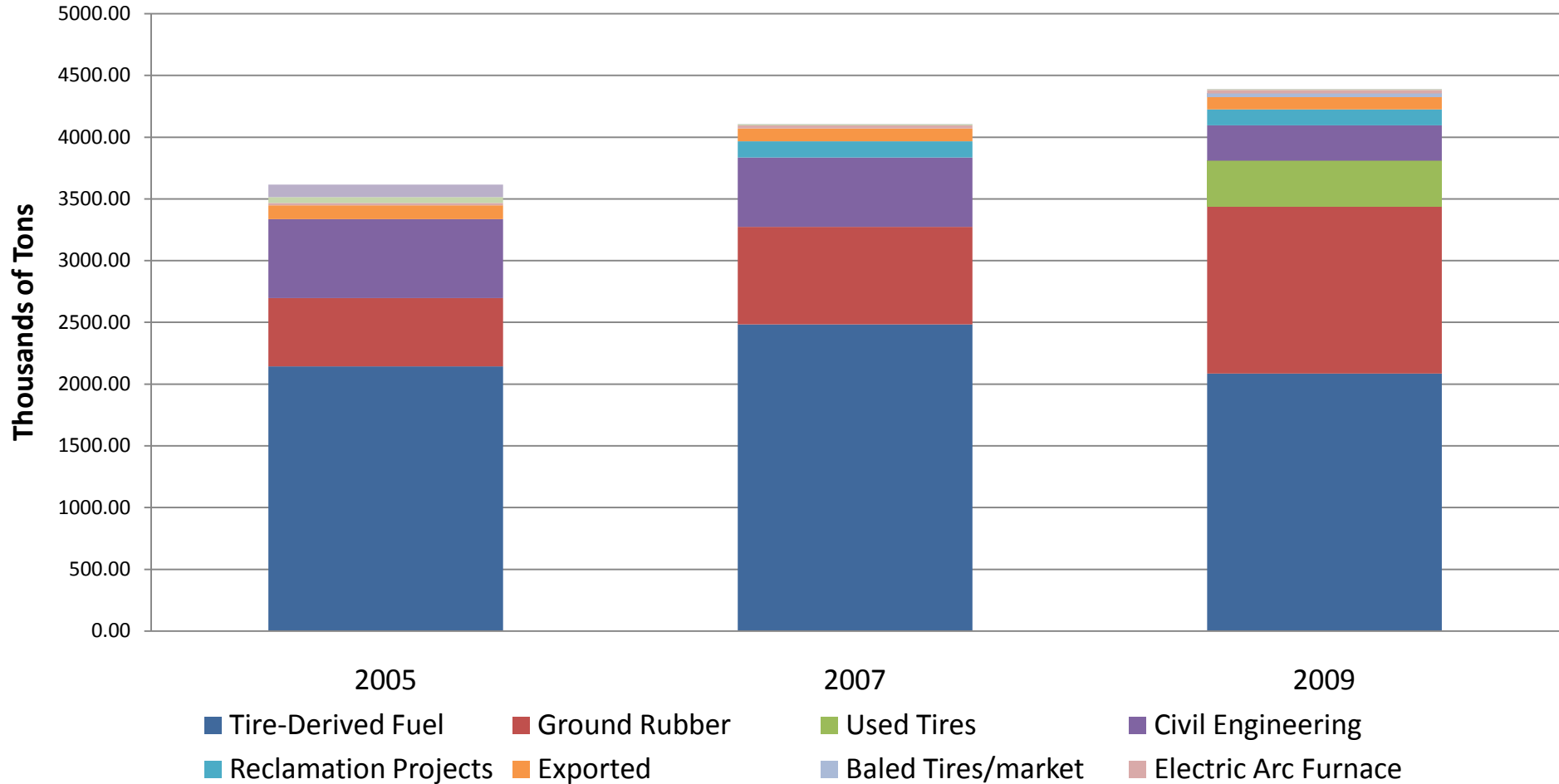
2009 U.S. Scrap Tire Disposition

(percent of total tons generated annually)

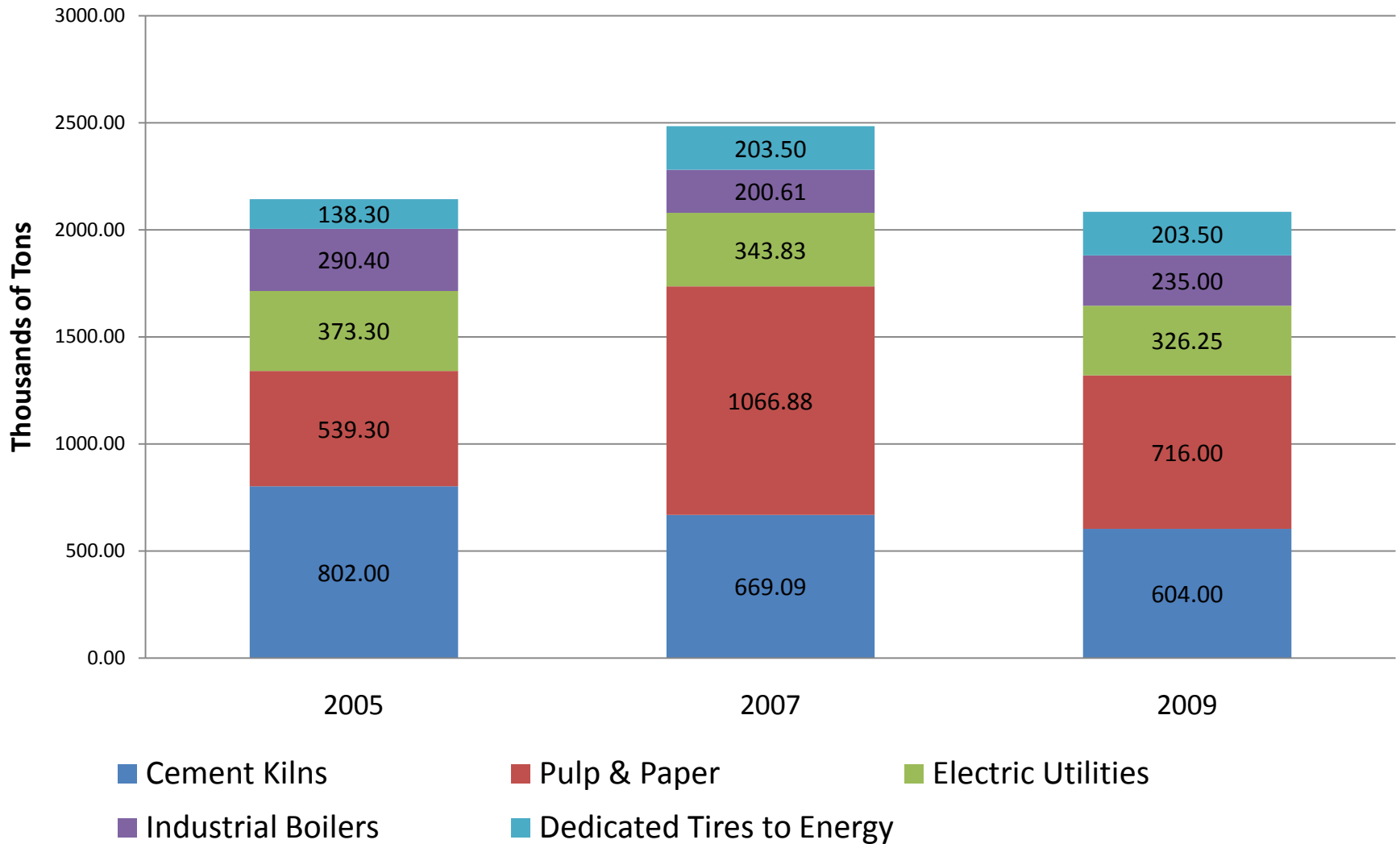


U.S. Scrap Tire Market Trends

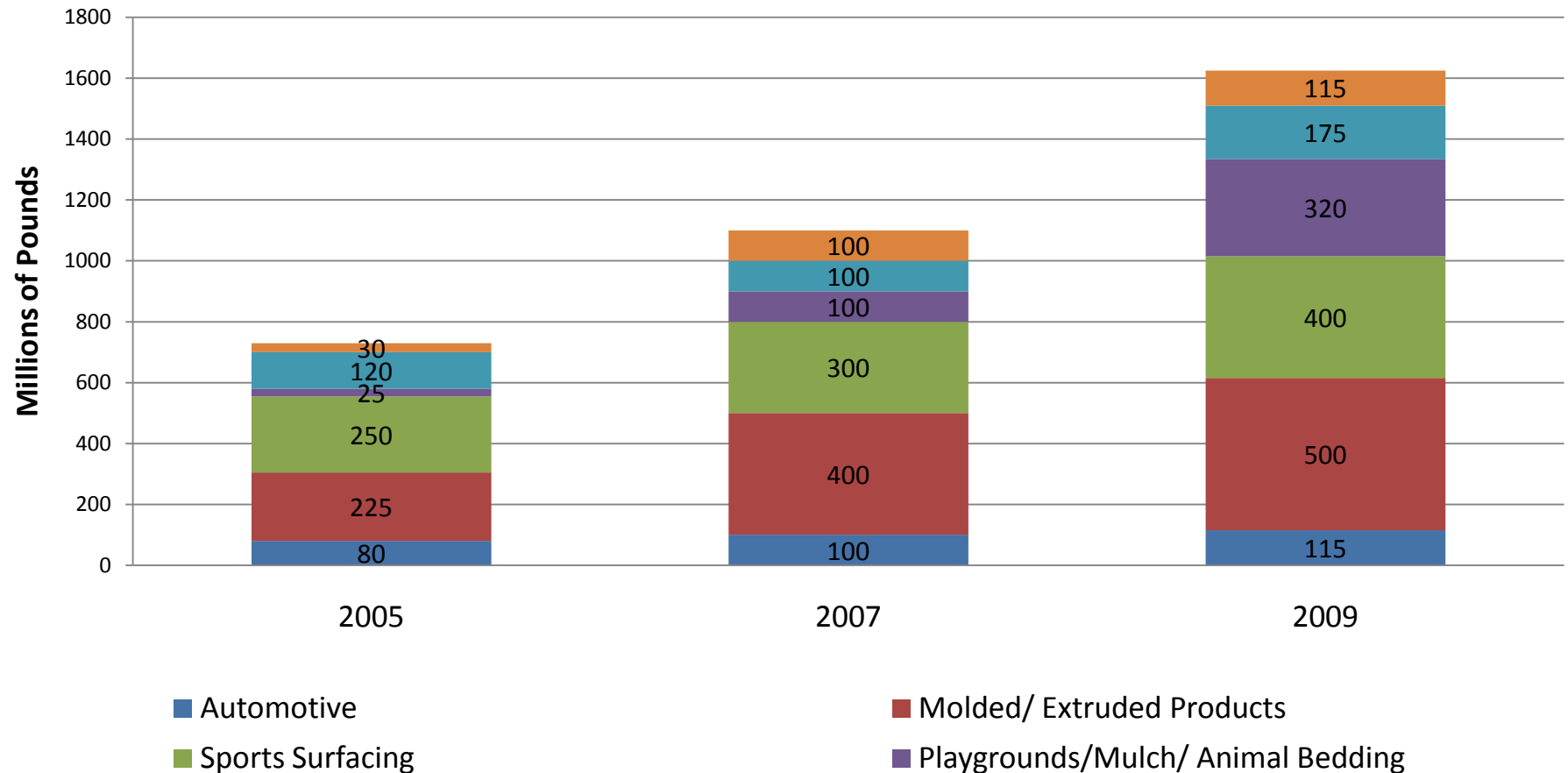
2005 - 2009



U.S. Tire-Derived Fuel Trends 2005 - 2009

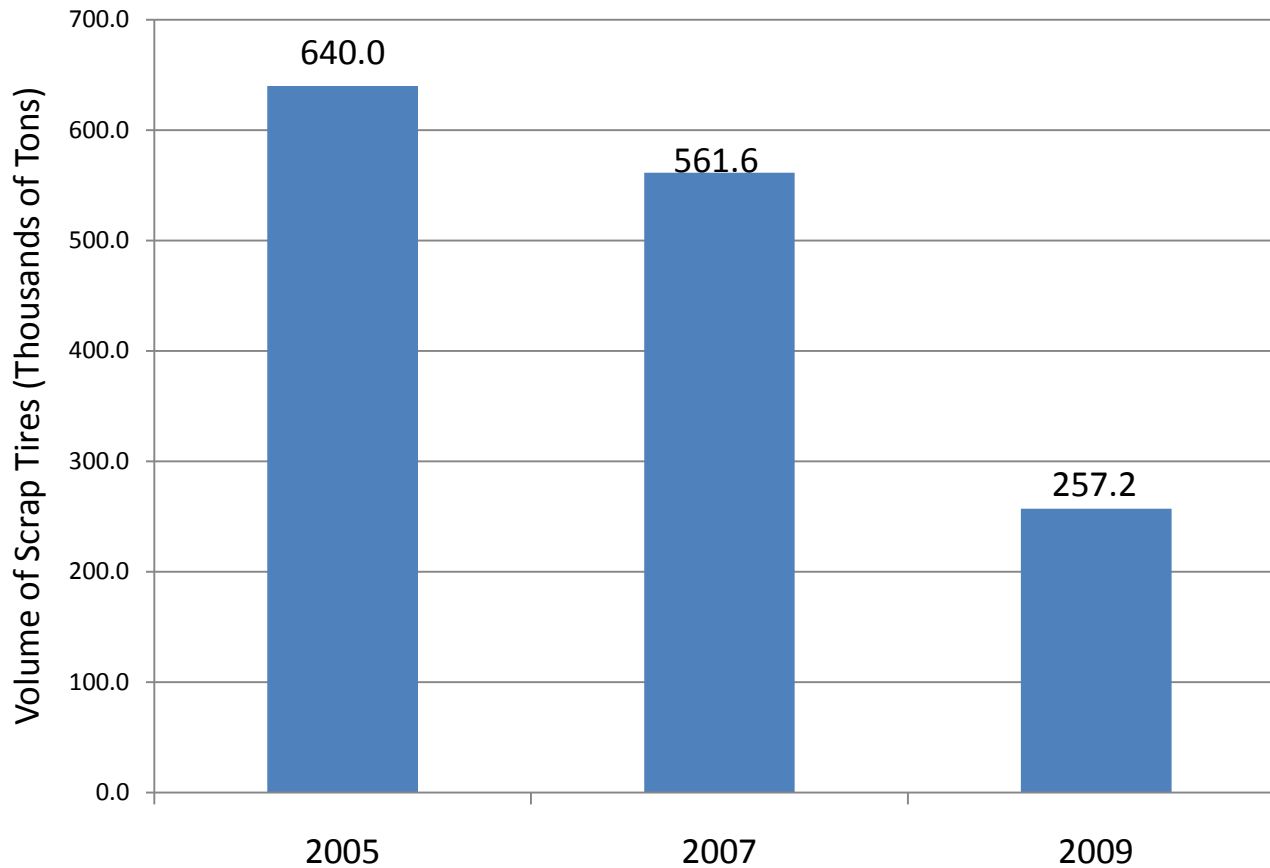


U.S. Ground Rubber Market Distribution 2005 - 2009¹

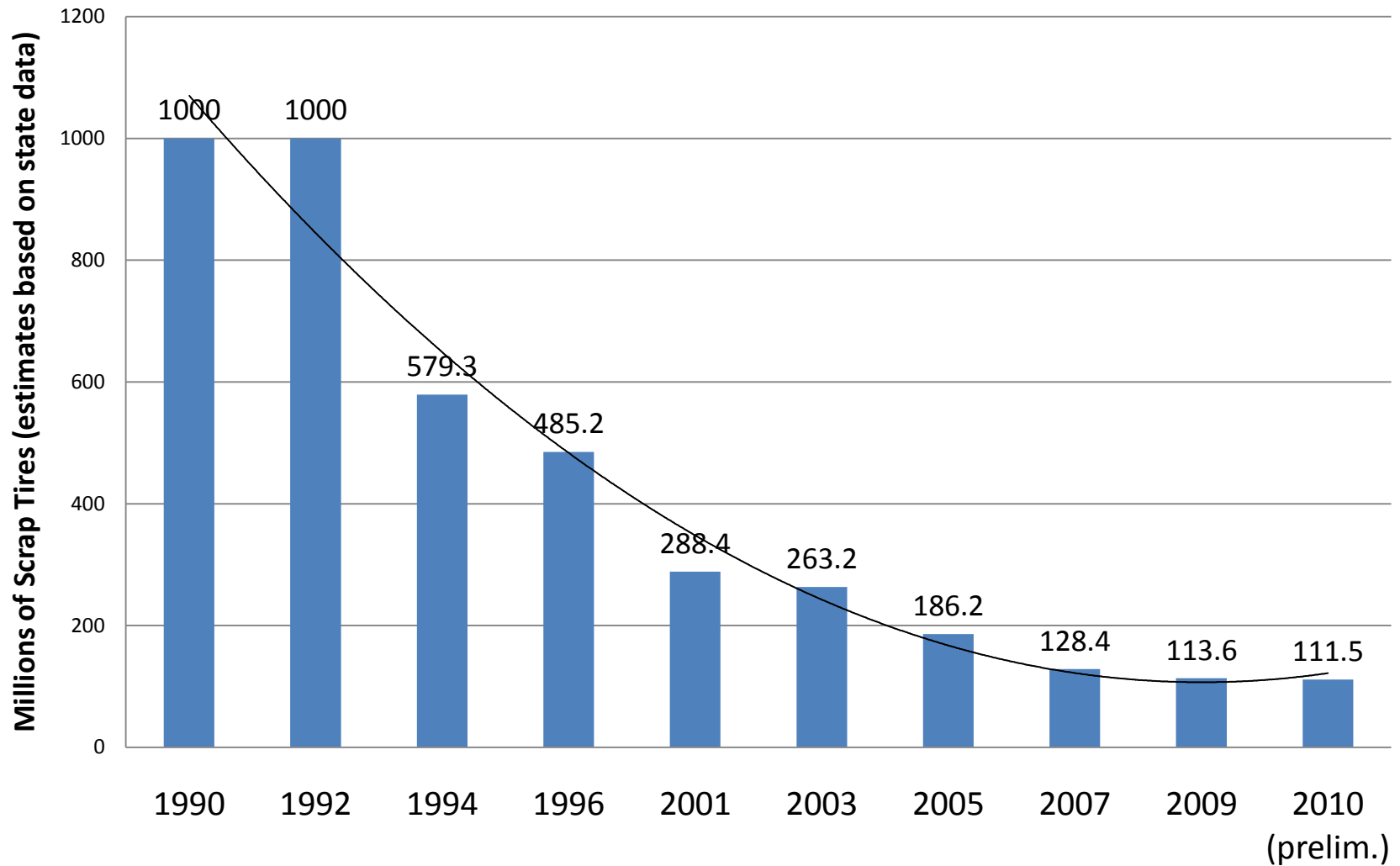


¹Ground rubber market distribution data are based on ground rubber consumed in end use markets, not whole tires entering these market streams. These data are not comparable to ground rubber market data presented in slides 2, 4 and 5 because those slides refer to whole tires diverted to these markets, whereas this slide refers to processed ground rubber, with wire, fluff and agglomerated rubber removed.

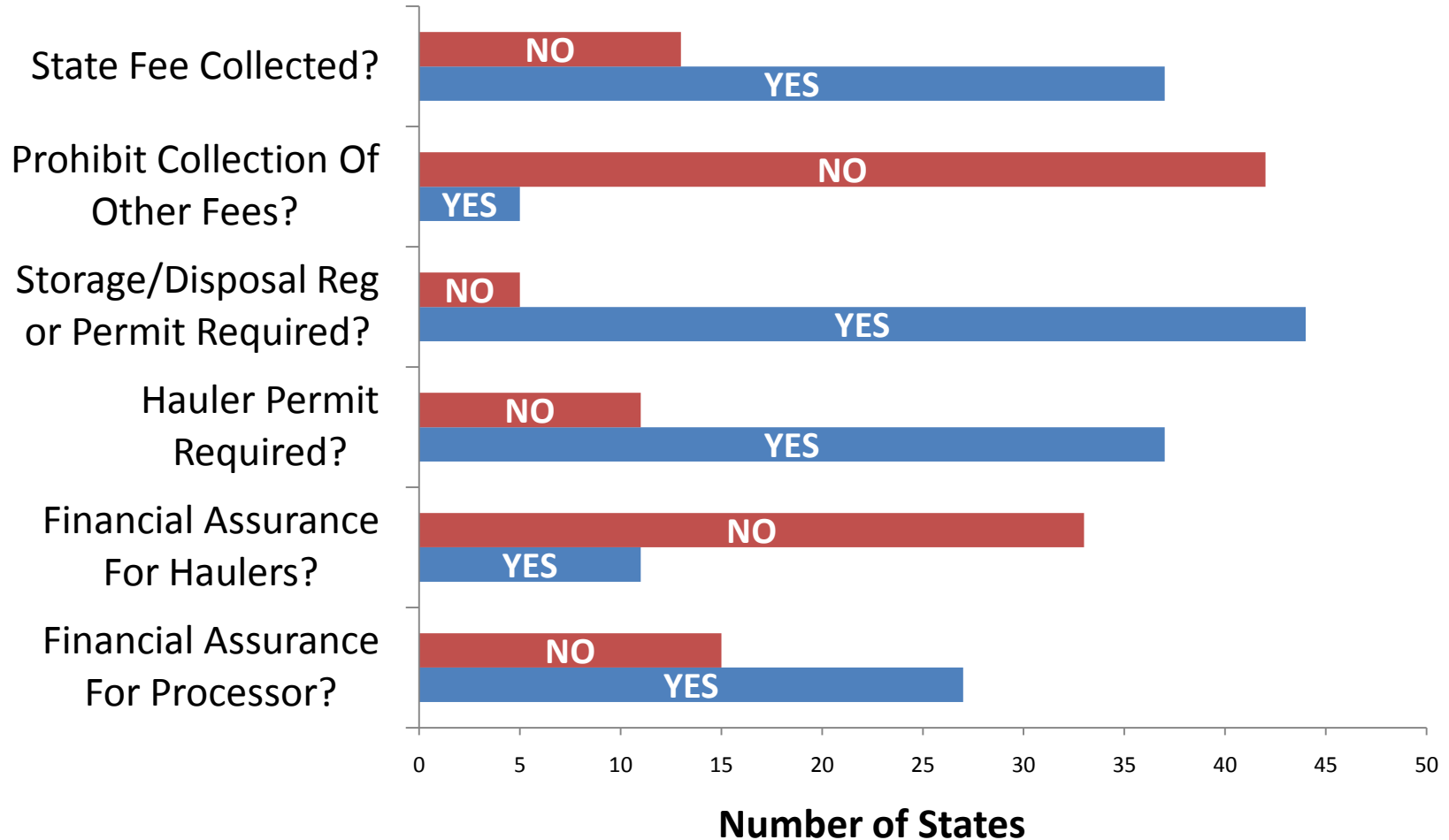
Civil Engineering Markets 2005 - 2009



U.S. Stockpiled Scrap Tires 1990 - 2010

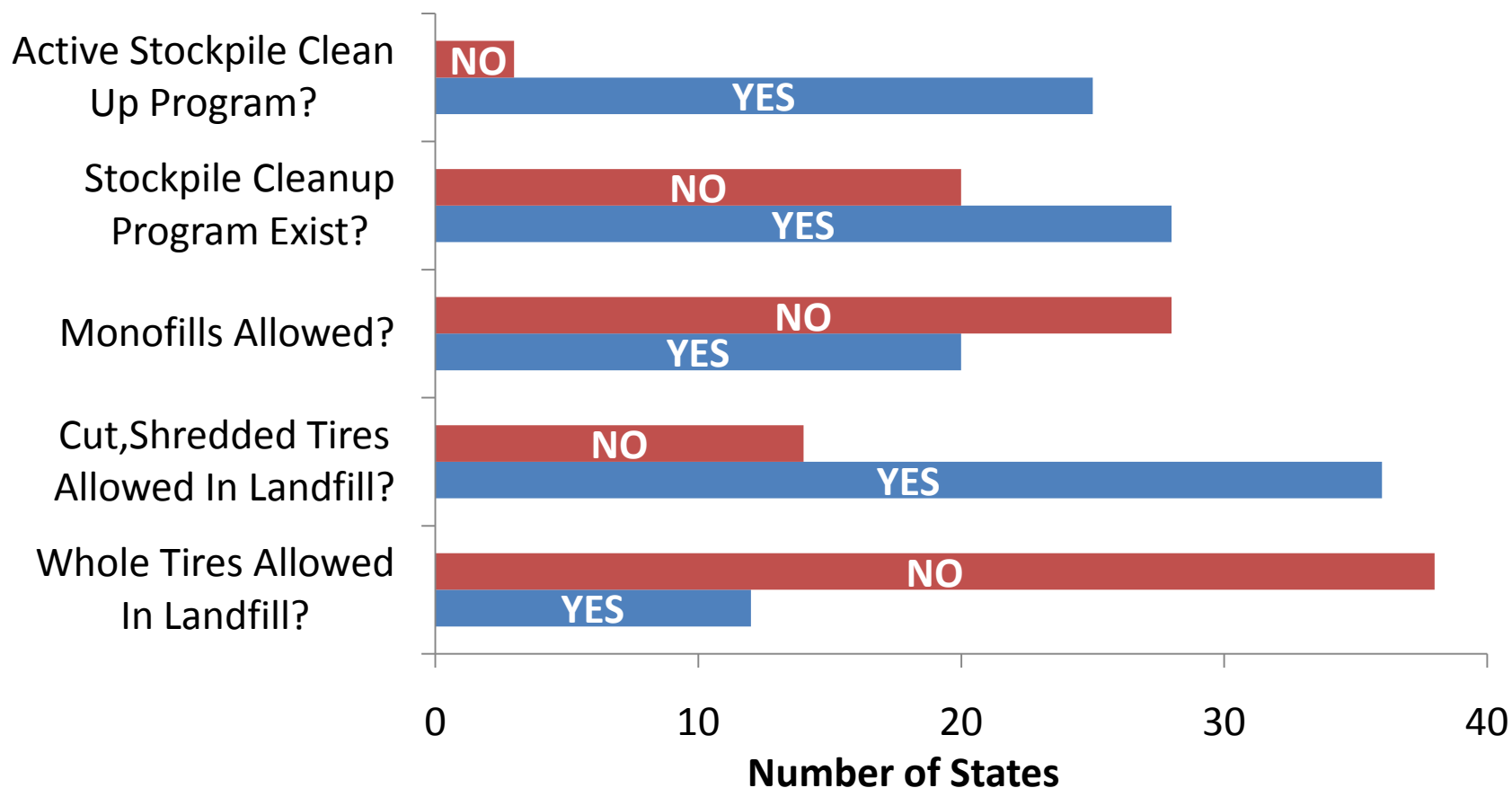


State Scrap Tire Program Features*



*** Data not available for all 50 states.**

State Land Disposal Regulations*



* Data not available for all 50 states.



RUBBER
manufacturers
association

1400 K Street, NW • Washington, DC 20005 • tel (202) 682-4800 • fax (202) 682-4854 • www.rma.org

About the Rubber Manufacturers Association

RMA is the national trade association representing tire manufacturers that make tires in the United States. RMA's scrap tire management efforts are a reflection of the tire industry's commitment to the concept of shared responsibility for its products when not suitable for use on vehicles.

RMA began its scrap tire program in 1990 under the auspices of the Scrap Tire Management Council. RMA works with all stakeholders, including states, U.S. EPA and the industry to develop markets, reduce scrap tire stockpiles and implement state regulations that foster sustainable scrap tire markets. RMA supports all scrap tire markets that are environmentally sound and economically feasible.

BRIDGESTONE

Continental



COOPER TIRES



GOODYEAR
MORE DRIVEN

 **MICHELIN**
A better way forward

PIRELLI

TOYO TIRES
driven to perform®

 **YOKOHAMA**